

EATON



Eaton Genuine Clutches

Genuine Clutches

- Eaton is a leading worldwide supplier of medium and heavy-duty clutches to the commercial vehicle industry. Our clutches are unmatched in terms of reliability, durability, and performance, and are the best value on the market today.

Advantage Series

- Original Equipment (OE) clutch which delivers more protection with less maintenance, and offers maximum uptime and performance. Available in both self-adjust and manual adjust models.

EverTough Series

- The reliability and durability of genuine Eaton components for longer life, trouble-free operation, and less downtime for your truck. Available in self-adjust and manual adjust models.

Get to know Eaton (<http://www.eaton.com/us/en-us/products/clutches-brakes/commercial-vehicle-clutches.html>)

Eaton Aftermarket Catalogue (<https://www.eaton.com/content/dam/eaton/products/clutches-brakes/commercial-vehicle/commercial-vehicle-aftermarket-catalog-en-us.pdf>)

Eaton Factory Direct Clutch Program

Clutch Factory Direct Program CLFD1292




Product Highlights

100% Genuine Eaton components

A range of clutch models for every truck, no matter the life stage

Register for a one year warranty extension when you bundle an Eaton Advantage Series or EverTough clutch with an Eaton Installation Kit

Top Movers - Genuine Clutches

Part #	Part Description	Type
SP 309701 82	CLUTCH-ADVANTAGE SELFADJUST 15.5 1700LBS	Advantage Self-Adjust
SP 308925 82	CLUTCH-EASYPEDAL ADVANTAGE 15.5 1700 LBS	Easy Pedal Advantage  Manual Adjust
SP 122002 35A	CLUTCH-INSTALLATION 2.000-14 SPLINE ECA	Heavy-duty ECA Clutch and LCIB
SP 308925 25	CLUTCH-EASYPEDAL ADVANTAGE 15.5 2050 LBS	Easy Pedal Advantage  Manual Adjust
SP 308925 20	CLUTCH-EASYPEDAL ADVANTAGE 15.5 1860 LBS	Easy Pedal Advantage  Manual Adjust

SP 108925 82AM	CLUTCH; 7 SPR, 1700 FT LB, 15.5 IN	EverTough Manual Adjust
SP 107237 10	CLTCH 1.75IN 10 SPL 2 DISC 14IN 860LB/FT	Manual Adjust (new) MD Standard Stroke SAS
SP 309701 20	CLUTCH-ADVANTAGE SELFADJUST 15.5 1860LBS	Advantage Self-Adjust
SP 109500 22	CLUTCH, 1.75IN 10SPL 14IN 860FT/LB SOLO	Solo (new) MD Standard Stroke SAS
SP 309701 24	CLUTCH-ADVANTAGE SELFADJUST 15.5 1750LBS	Advantage Self-Adjust
SP 121000 1	SP-SOLO DM2 7SP 1700	Heavy-duty DM Clutch
SP 109700 82MO	CLTCH 2IN 10 SPLNE 15.5IN 1700 FT/LB RMN	Reman Solo  Self-Adjust

General Product Information

Vibrations destroy drivetrains, and the clutch is the main defense against vibrations in your driveline. In fact, ninety percent of a clutch's work cycle is spent dampening these vibrations from the engine to the drivetrain. Eaton engineers work with engine and vehicle manufacturers to design clutches that provide the best protection for high-value drivetrain components. Our proprietary disc facing compounds reduce facing wear, extend clutch life, and deliver the smoothest engagement and highest coefficient of friction in the industry. In addition, our torque and thermal management systems improve performance and reduce linkage noise and wear, while our pre-damper technology reduces idle rattle noise.

Warranty Information

Eaton standard clutch warranty:

Eaton Advantage Series: 3 Year / Unlimited Miles

Eaton EverTough: 2 Year / Unlimited Miles

Eaton Remanufactured: 1 Year / Unlimited Miles

Extended warranty options:

Eaton Clutch + Clutch Installation Kit = Additional 1-Year Clutch Warranty

Last updated: Thursday, 29 October 2020 01:39 PM

[^Back to Top](#)

